Emergency Lights

E-mail : patkitsrus@gmail.com
Cell / Whatsapp : 071-133-0639
90 Adam Tas Avenue, Bothasig, 7441

PATKITS-R-US
Supplying School Technology
Projects Since 2020
Order Now - STEM Learning Kits Today!
+27 71 133 0639

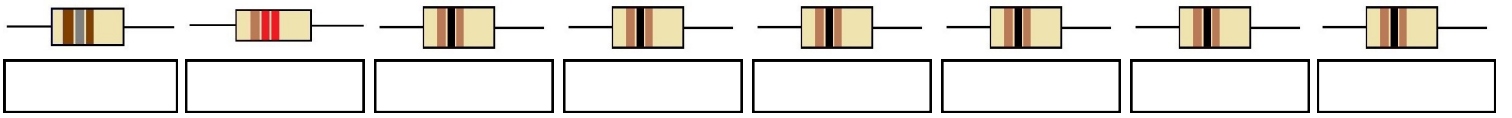

R1 - 180r | R2 - 1k2 | R3 - 100r | R4 - 100r | R5 - 100r | R6 - 100r | R7 - 100r | R8 - 100r

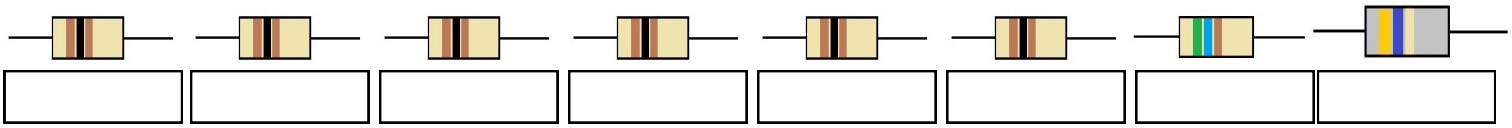

R9 - 100r | R10 - 100r | R11 - 100r | R12 - 100r | R13 - 100r | R14 - 100r | R15 - 560r | R16 - 4r7

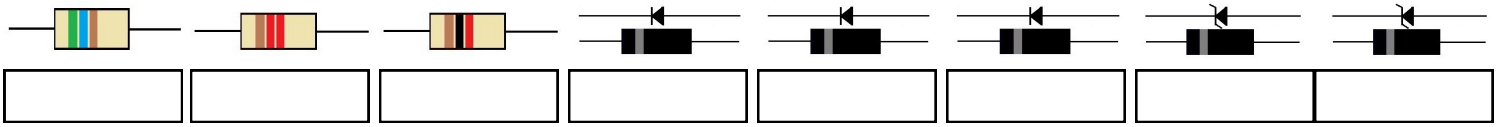

R17 - 560r | R18 - 1k2 | R19 - 1k | D1 - 1N4007 | D2 - 1N4007 | D3 - 1N4007 | ZD1 - 6V2 | ZD2 - 5V1

U1 - LM 317

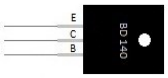

T2 - BD 140

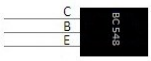

T1 - BC 548

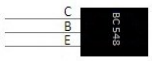

T3 - BC 548

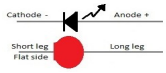

LED 13 - Red

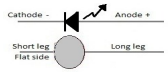

LED 1 - White

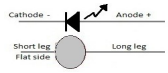

LED 2 - White

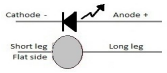

LED 3 - White

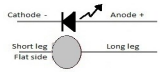

LED 4 - White

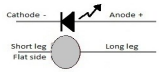

LED 5 - White

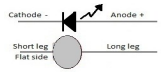

LED 6 - White

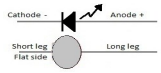

LED 7 - White

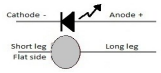

LED 8 - White

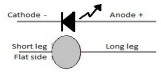

LED 9 - White

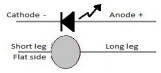

LED10 - White

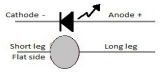

LED11 - White

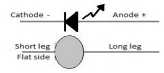

LED12 - White

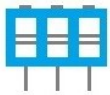

3 Way terminal

2 Way terminal

Battery lug

Battery lug

Vr1 - 4k7

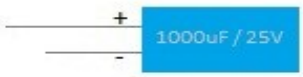

C1—1000uF / 25V

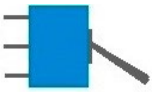

S1—Switch

Hookup wire

30 cm

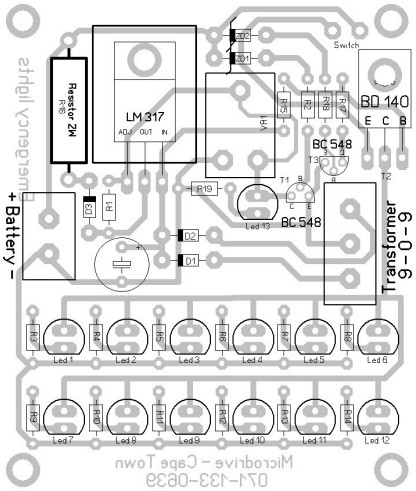

Pcb Overlay

6.3 Practical Project 6.3: Automatic LED emergency light

This project consists of TWO sections

1. LED lamp circuit
2. The battery charger circuit

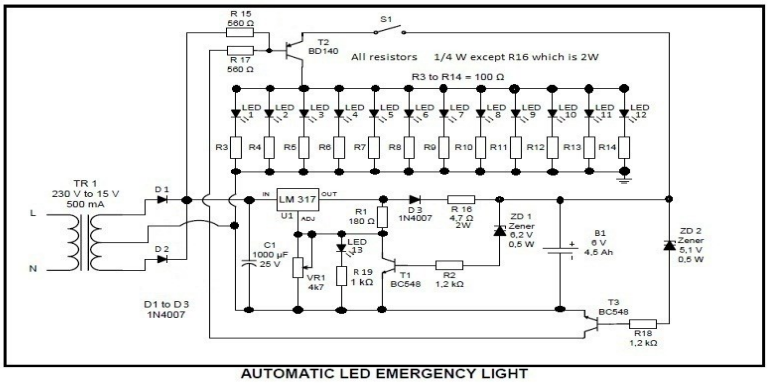

AUTOMATIC LED EMERGENCY LIGHT